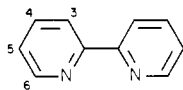


Additions and Corrections

Electron Transfer to Complex Ligands. Radical Anions and Organomagnesium Radical Complexes of 2,2'-Bipyridines and 1,10-Phenanthrolines [*J. Am. Chem. Soc.* **1982**, *104*, 3833–3837]. WOLFGANG KAIM.

Page 3835: The numbering of 2,2'-bipyridine has to be as follows:



The assignments of ESR coupling constants are based on the correct numbering given above.

Tricyclo[5.1.0.0^{2,8}]octa-3,5-diene (Octavalene) [*J. Am. Chem. Soc.* **1982**, *104*, 4494–4496]. MANFRED CHRISTL* and REINHARD LANG.

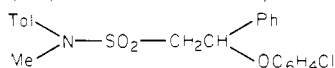
Page 4495: In footnote 20 the ¹³C NMR data of **2** and **3** should read as follows: ¹³C NMR (CDCl₃) δ -0.6 (d), 3.3 (d), 4.5 (d), 7.7 (d), 8.0 (d), 8.8 (d), 14.2 (t), 15.7 (d), 16.2 (t), 17.2 (d), 25.1 (d), 33.7 (d), 35.5 (d), 35.8 (d), 36.6 (d), 40.0 (d).

Tris[phenyl(difluorophosphino)amino]phosphine (P[N(C₆H₅)PF₂]₃), a Novel Tridentate Strong π-Acceptor Ligand Forming Cage Chelates. Crystal Structure of the Chelate Complex P[N(C₆H₅)PF₂]₃Mo(CO)₃ [*J. Am. Chem. Soc.* **1981**, *103*, 5249–5250]. GEORGE M. BROWN,* J. E. FINHOLT, R. B. KING,* and T. W. LEE.

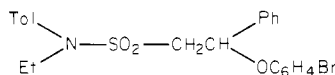
Page 5249, line 12 of text in second column: The cell parameter *c* reported is incorrect: The correct value is *c* = 12.448 (2) Å. The incorrect value was not used in any calculations, and the bond length and angle values reported are correct.

Novel Reaction Course of Oxosulfonium Ylides to Sulfurane Oxides. [*J. Am. Chem. Soc.* **1981**, *103*, 5976–5977]. KENTARO OKUMA,* YOSHIHIKO TANAKA, and HIROSHI OHTA.

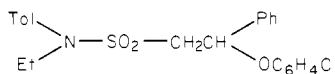
Page 5976: By the X-ray crystallographic analysis, the structures of **1a**, **1b**, and **1c** are incorrect; correct structures are



1a



1b



1c